
S P R I N G

life cycles of plants

Light up Science 2A Unit 1 Lesson 3

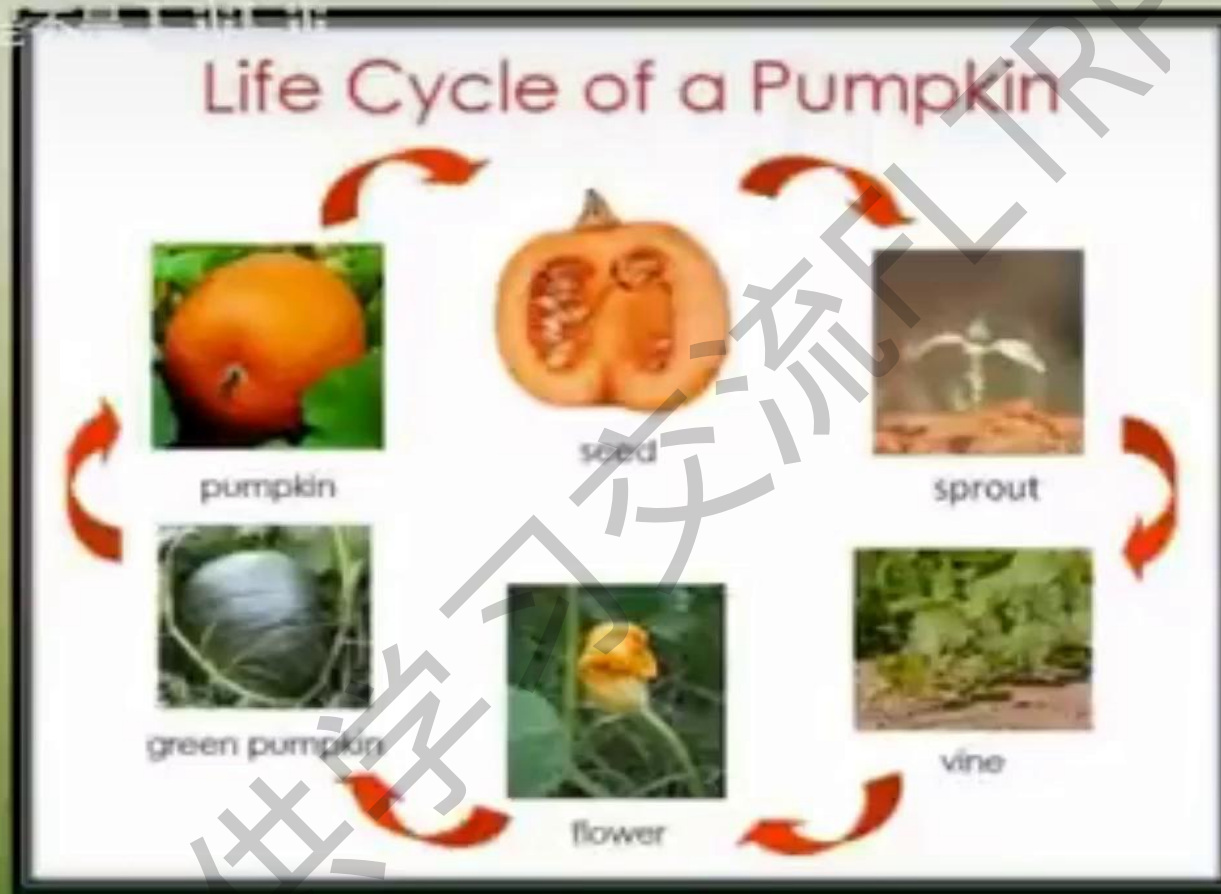
天津外国语大学附属滨海外国语学校小学二部 刘亚男



Let's sing a song.

英语歌曲-Life Cycle of a Pumpkin

奇迹迷路了是太早了



Do you know how pumpkins grow?
Pumpkins grow, pumpkins grow,
Do you know how pumpkins grow,
in my garden?



00:01 / 02:21



请先

in my garden?

播放礼仪


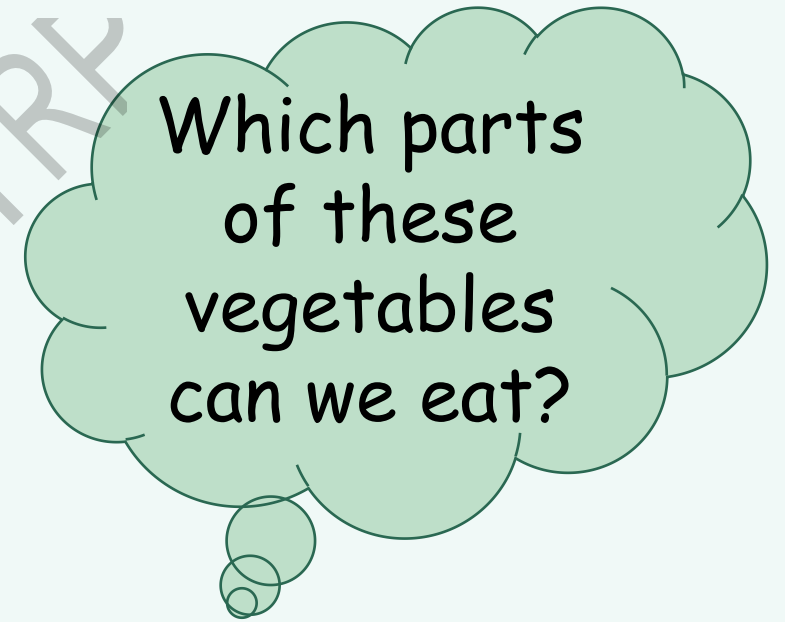
发送

自动

倍速



Picture walk



Let's think

Where do the
plants come
from?



We eat roots:



We eat stem:




We eat leaves:



We eat fruits:



Let's think



Let's show our soybeans.



Let's learn the parts of soybeans.

seedling



seed



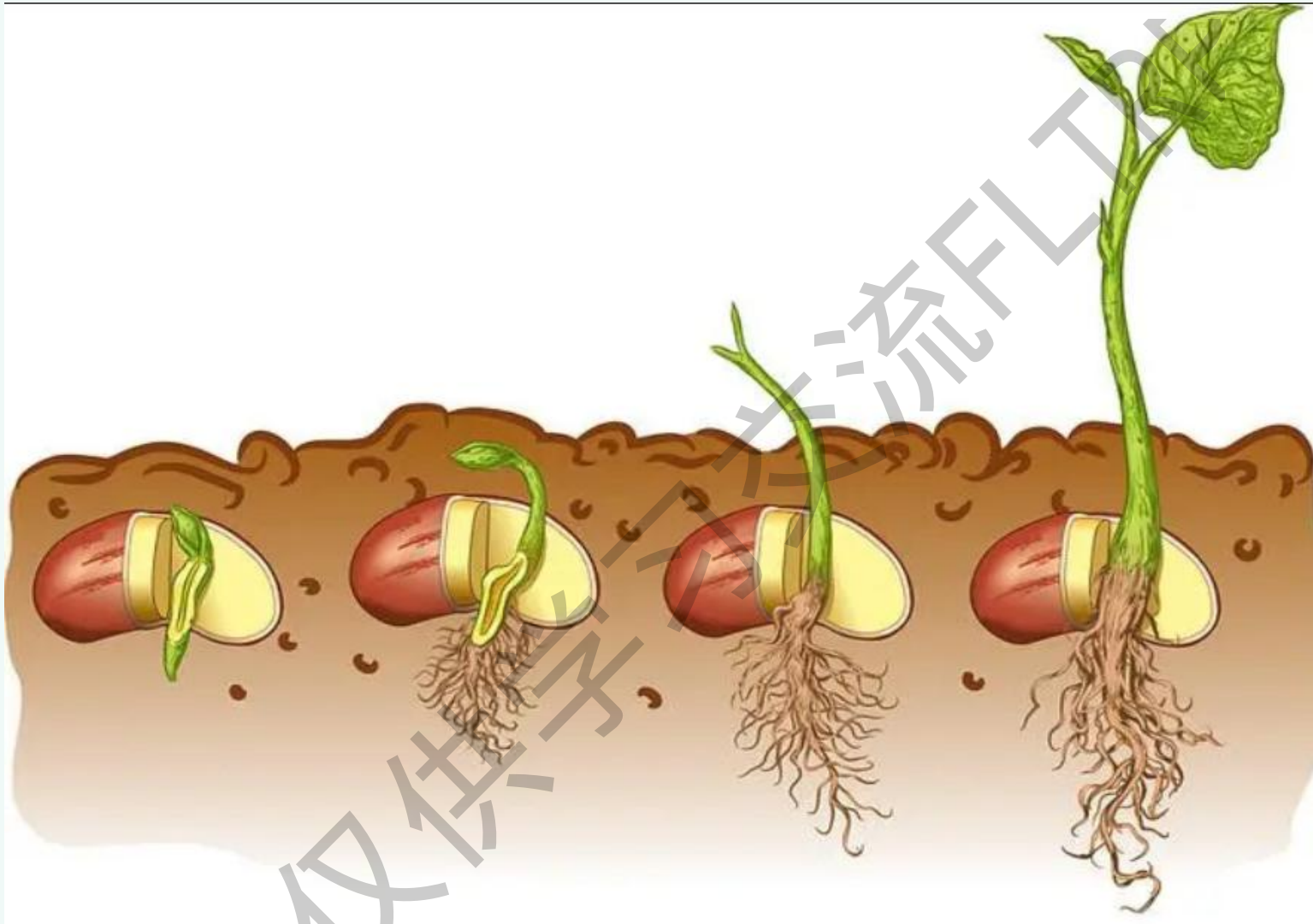
sprout



roots



Let's learn the parts of soybeans.



seed roots sprout seedling

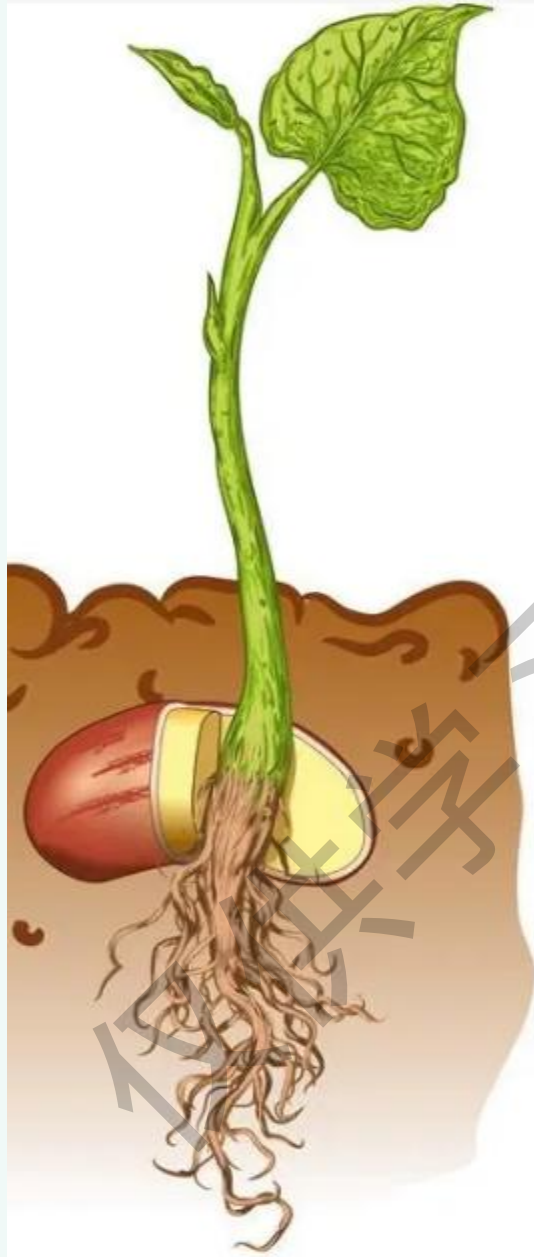
Let's think

water

air

soil

sunshine



What are the essential elements of the soybeans growth?

temperature

enough time

nutrients



Let's Design an experiment.


How to design a fair experiment? (For example)

Group B: Is water essential (必不可少的) for the soybeans growth?			
	total amount	get sprout	no sprout
Flowerpot 1 (with water)	10		
Flowerpot 2 (no water)	10		
My idea			

Life cycle of pepper



seeds






seedling



plant with
flower



Life cycle of pepper



Let's act.

I **am** a seed. I **am** small.

I **want to** _____.

I **need** _____ and _____.

Look! I **have** _____ and _____.

I **grow** and **grow**.

Now I **have** _____ and _____.

Yeah! I **get** fruits!



Let's talk.

Don't
waste
food!



Homework

- 1、 Finish the control experiment of soybeans and talk about the proper conditions for soybeans. (Essential)
- 2、 Pinch a plant with colored clay. Make a video to introduce the parts of the plant. (Optional)
- 3、 Choose one of your favourite vegetables to plant and finish the record list. (Optional)

S P R I N G

Thank you

天津外国语大学附属滨海外国语学校小学二部 刘亚男

