



## Let's guess



I am made of **glass**. (材质)

I can be a **circle** or a **rectangle** (长方形). (形状)

If you smile, I will smile too.

If you cry, I will cry too.

Who am I?

# U3 Light and mirrors 光和镜子



## Lesson 3 Mirrors



佛山市南海石门实验中学附属小学

杨 娟



**mirrors**





# What can you see in a mirror?




image  
镜像



# Which is the image?

image



Which is the image?



image





# Activity 1



Look at yourself in a mirror.  
How do you look?

Tips:  
step 1: Take out your mirror.

step 2: **observe**(观察)  
yourself with  
direction(方向)/face/...

Step 3: fill in the chart.

What am I looking for?

Yes / No

Am I the right way up?  
(镜子里的我方向是朝上的吗)

Yes

Can I see my nose?

Yes

Can I see the back of my head?

No

Can I see my friends behind me?

Yes



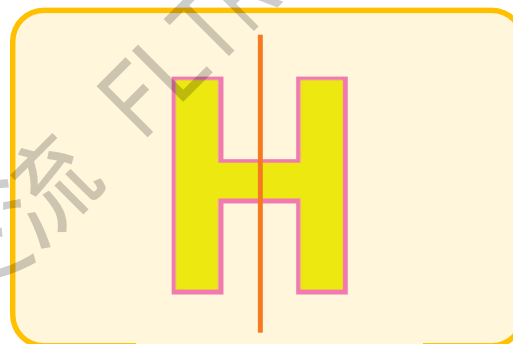

P26





# Activity 2



Use a mirror to complete the letters.



axial symmetry  
(轴对称)



P27

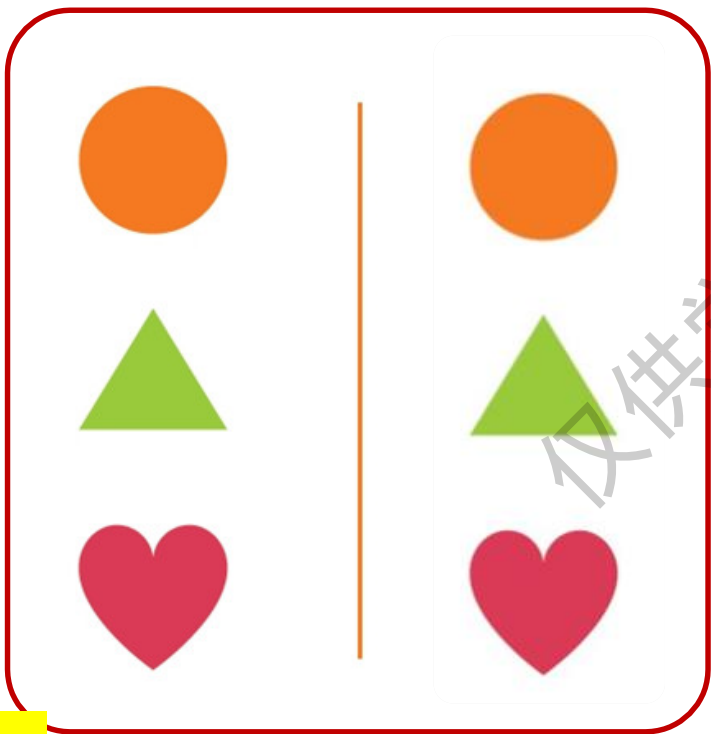






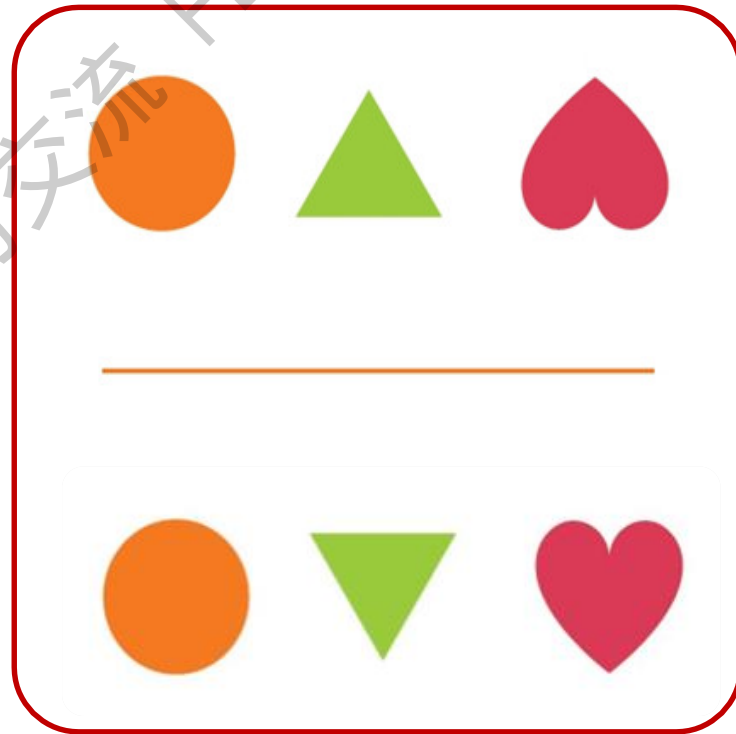
# Activity 2

Look at the symbols(符号) in a mirror.  
Which look the same? Which look  
different? Draw the images (镜像).



P27

✓



axial  
symmetry  
(轴对称)


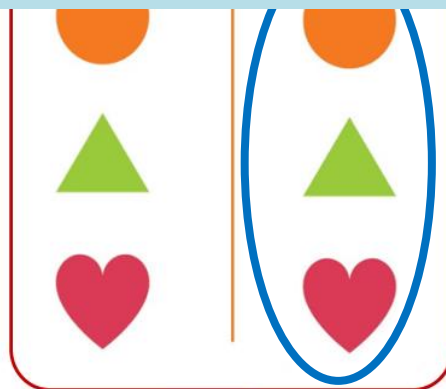




image 镜像

What can you find?



A mirror can make images



disscuss



Where can we see the image (镜像)?

We can see the image from.....



glass



water



metal

think

Why can we see something?







# Activity 3




Hold your mirror so you can see your friend around a corner. Can your friend see you too?



think

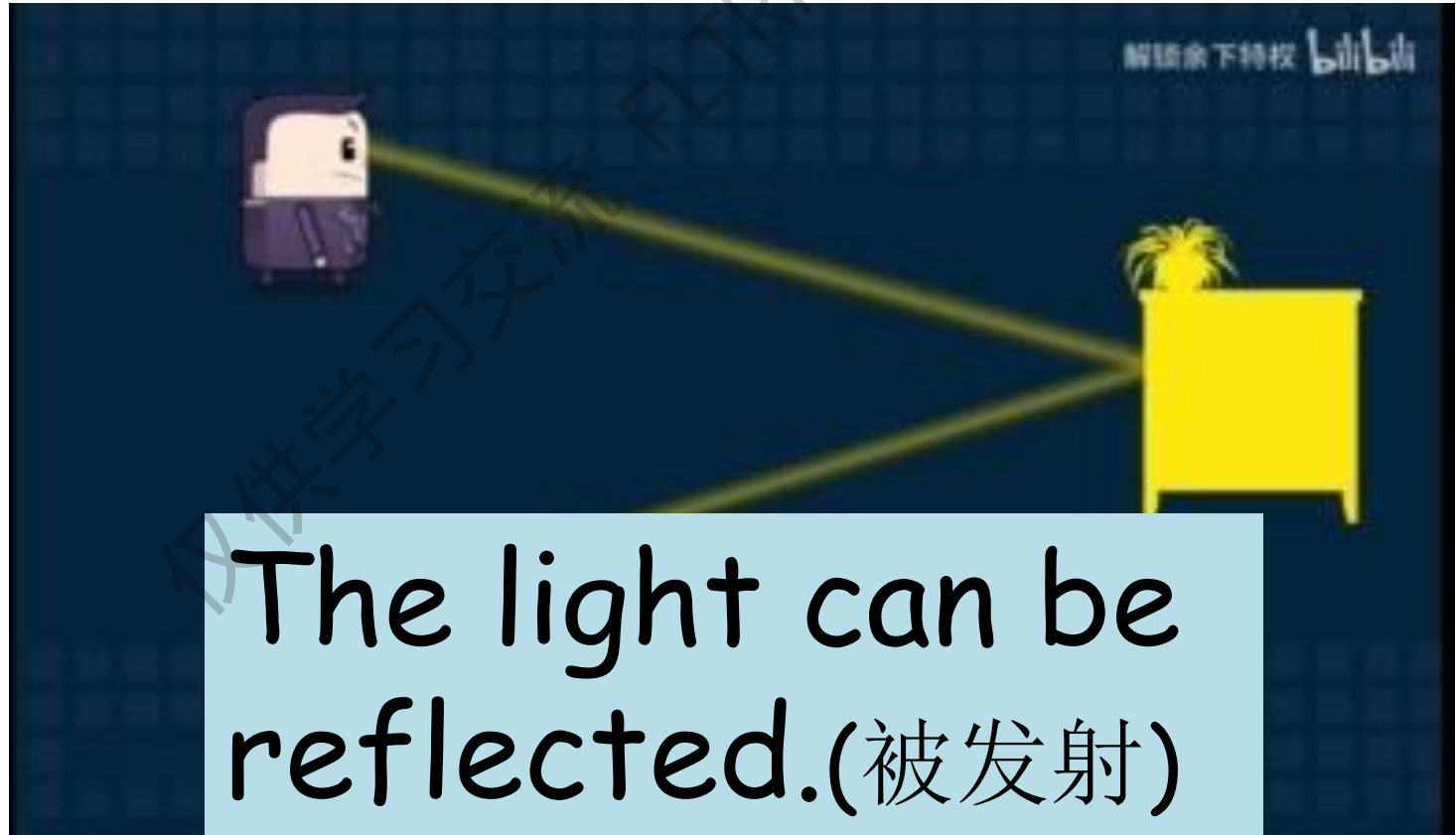
Why can you see?





think

Why can you see?



The light can be reflected.(被发射)





## Activity 3



Hold your mirror so you can see your friend around a corner. Can your friend see you too?




Why can you see your friend?

A mirror can reflect (反射) the light.



## Activity 3

Your friend shine a torch(电筒) at the mirror.  
Can you see your friend's torchlight? How  
does the light travel to you? (电筒的光是如何  
进入到你眼睛的呢?) Draw lines (划线).



P28





discuss

How does it work?  
Put the sentences in order.

A

The light changes (改变) direction (方向) .

B

The mirror reflects(反射) the light.

C

The light travels into my friend's eyes.

D

The light comes from the torch.

P29

D



B



A



C



think

v



periscope 潜望镜



think


# How does it work?



mirror one



periscope



mirror two

Group  
work



# Let's make a periscope



1

Check your materials. 检查你的材料包

2

Watch the video carefully. 仔细看视频

3

Make your periscope together. 制作潜望镜

4

Test your periscope and report. 测试并汇报



Group  
work



1

Check your materials.



Group  
work



2

Watch the video carefully.





Group  
work



3

Make your periscope together.



Group  
work

4

Test your periscope and report.

All: Hello,everyone.We are from team.....Let's show you how it works.

M1: We want to see the..... (选择一个物体)

M2: Mirror one reflect<sup>s</sup>(发射) the light.

M3: The light changes(改变) the direction(方向).

M4: Mirror two reflect<sup>s</sup> the light again.

M5&6: At last,We can see the ..... (看到的物体)

All: That's all.Thank you!

# Now I Know ...


A mirror can make images.

A mirror can reflect light.



# How I Know ...

- ☐ I talked to a mirror.
- ☒ I saw things in a mirror.
- ☒ I did experiments (实验) with mirrors.



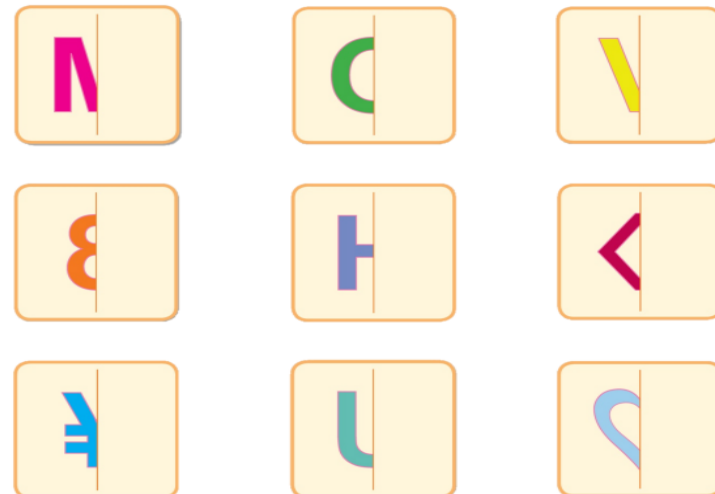
# Homework



- ☐ Light up science P30.
- ☐ Workbook.

Science	
Light	

Use a mirror to complete the symbols.





Thank you!

